

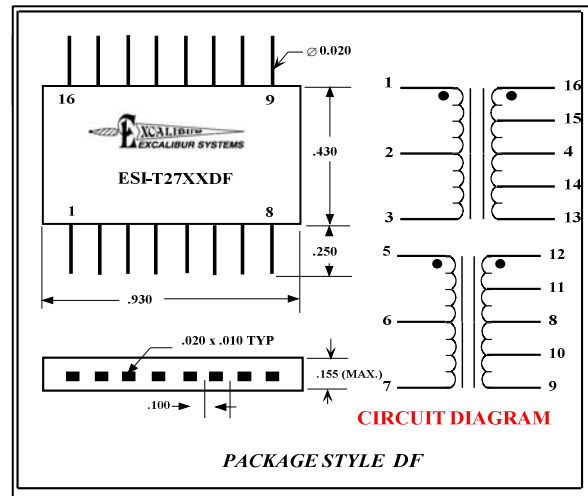
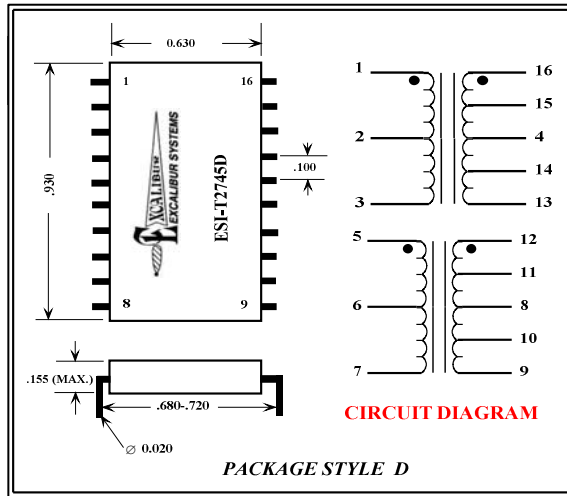
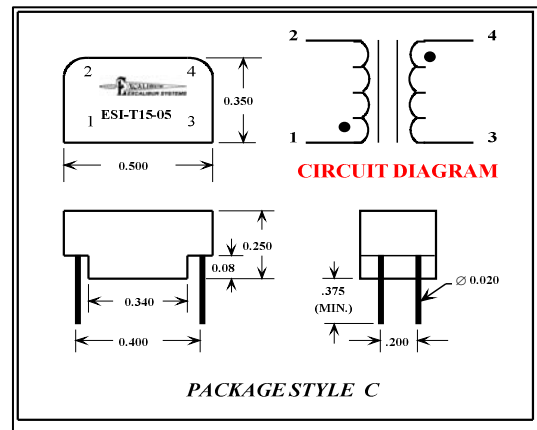
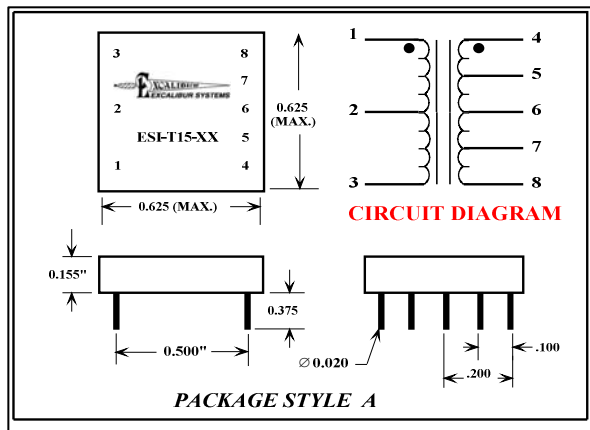
MIL-STD- 1553 DATABUS INTERFACE TRANSFORMERS

PART NUMBER	TURNS RATIO	PRIMARY / SECONDARY		IMPEDANCE (Ohms MIN.)	PACKAGE
ESI-T15-1	1CT : 1CT	1-3	4-8	4000	A
	1CT : .707CT	1-3	5-7		
ESI-T15-2	1.4CT : 1CT	1-3	4-8	7200	A
	2CT : 1CT	1-3	5-7		
ESI-T15-3	1.25CT : 1CT	1-3	4-8	4000	A
	1.66CT : 1CT	1-3	5-7		
ESI-T15-5	1CT : 2.12CT	1-3	4-8	3000	A
	1CT : 1.5CT	1-3	5-7		
ESI-T15-6	1CT : 1CT	1-3	4-8	3000	F
	1CT : .707CT	1-3	5-7		
ESI-T15-7	1.4CT : 1CT	1-3	4-8	3000	F
	2CT : 1CT	1-3	5-7		
ESI-T15-8	1.25CT : 1CT	1-3	4-8	3000	F
	1.66CT : 1CT	1-3	5-7		
ESI-T15-10	1CT : 2.12CT	1-3	4-8	4000	F
	1CT : 1.5CT	1-3	5-7		
ESI-T15-20	1 : 1.41	1-2	3-4	3000	C
ESI-T15-45	1CT : 2.5CT	1-3	4-8	4000	F
	1CT : 1.79CT	1-3	5-7		
ESI-T15-85	1CT : 2.5CT	1-3	4-8	4000	A
	1CT : 1.79CT	1-3	5-7		
ESI-T2701EX	1CT : 1CT	1-3	4-8	4000	2
	1CT : .707CT	1-3	5-7		
ESI-T2705EX	1 : 1.41	1-2	3-4	3000	4
ESI-T2725EX	1CT : 2.5CT	1-3	4-8	4000	2
	1CT : 1.79CT	1-3	5-7		
ESI-T2725F	1CT : 2.5CT	1-3	4-8	4000	F-1
	1CT : 1.79CT	1-3	5-7		
ESI-T2745D	1CT : 2.5CT	1-3	16-13	4000	D
		1-3	15-14		
	1CT : 1.79CT	5-7	12-9		
		5-7	11-10		
ESI-T2745DF	1CT : 2.5CT	1-3	16-13	4000	DF
		1-3	15-14		
	1CT : 1.79CT	5-7	12-9		
		5-7	11-10		
ESI-T2755EX	1CT : 3.75CT	1-3	4-8	4000	2
	1CT : 2.7CT	1-3	5-7		
ESI-T2755F	1CT : 3.75CT	1-3	4-8	4000	F-1
	1CT : 2.7CT	1-3	5-7		

MIL-STD- 1553 DATABUS INTERFACE TRANSFORMERS

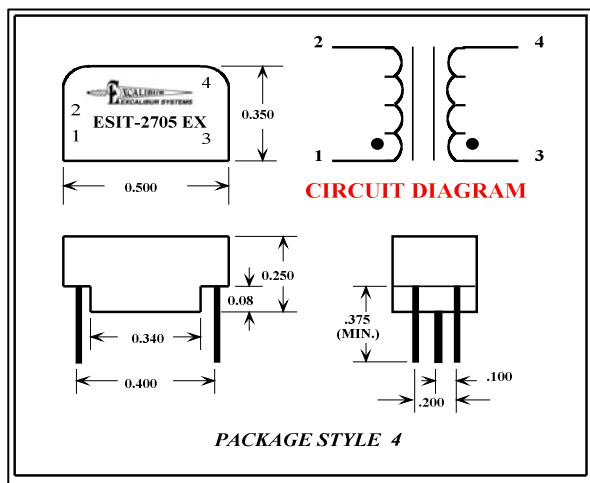
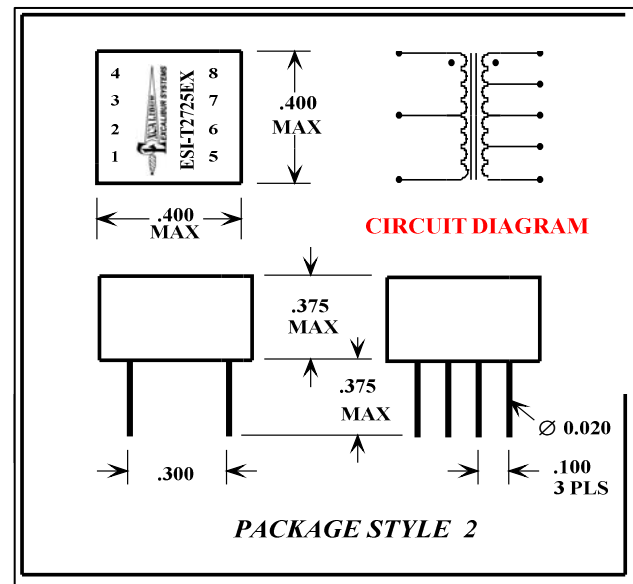
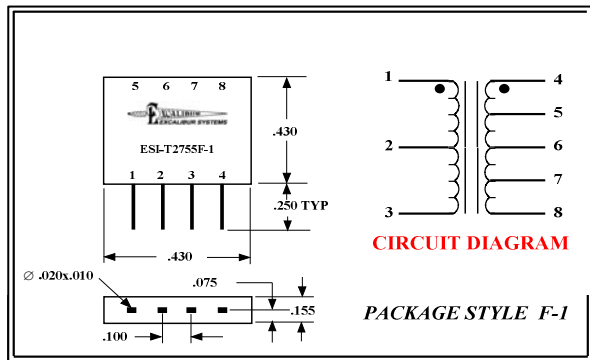
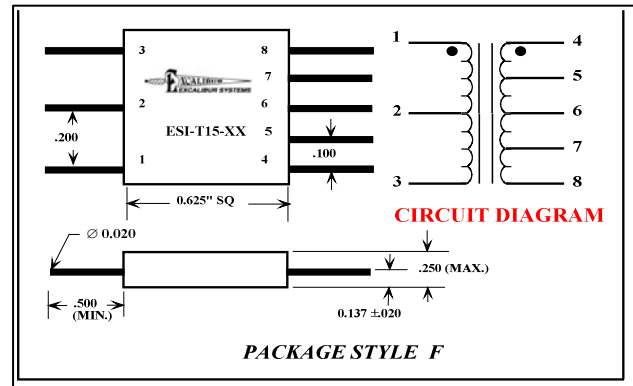
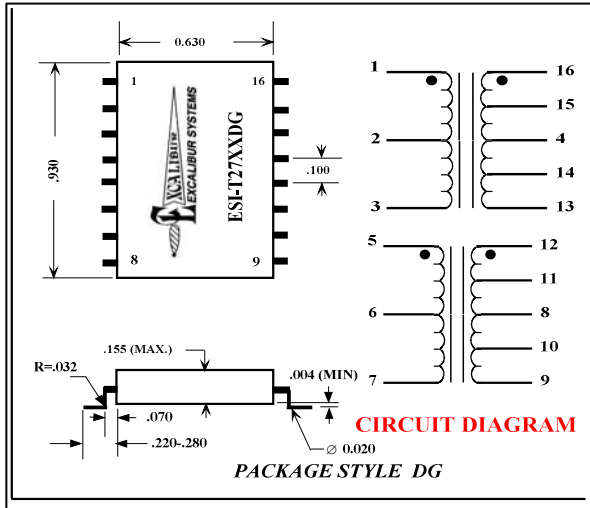
Drop	< 20%
Overshoot	± 1 V max
Common Mode Rejection (CMR)	> 45 dB
Frequency range (no load)	75 kHz to 1MHz
Operating temperature range	-55°C to + 125°C
Insulation Resistance (minimum)	10kMW @ 250 Vdc
Dielectric Withstanding Voltage	100 Vrms

PACKAGE OUTLINES & SCHEMATICS



MIL-STD- 1553 DATABUS INTERFACE TRANSFORMERS

PACKAGE OUTLINES & SCHEMATICS Cont.





MIL-STD- 1553 DATABUS INTERFACE TRANSFORMERS